

The CoeLux Sky Spot is a downlight system that reproduces natural lighting using patented CoeLux® technology. It includes an LED light source, optical components, and a CoeLux panel. The light emission is divided into sunlight (approximately 85% of the total luminous flux) and skylight (approximately 15% of the total luminous flux).

ELECTRICAL FEATURES

Type of source:	LED
Light output control:	Dimmable by DALI or 0-10V
Light output range:	0.4-100%
Max power consumption:	28 W
Power supply units:	Not Included
Lumen maintenance(L90B10):	> 50000 h

CERTIFICATIONS AND WARRANTY

Certifications:	CE
Warranty:	5 years

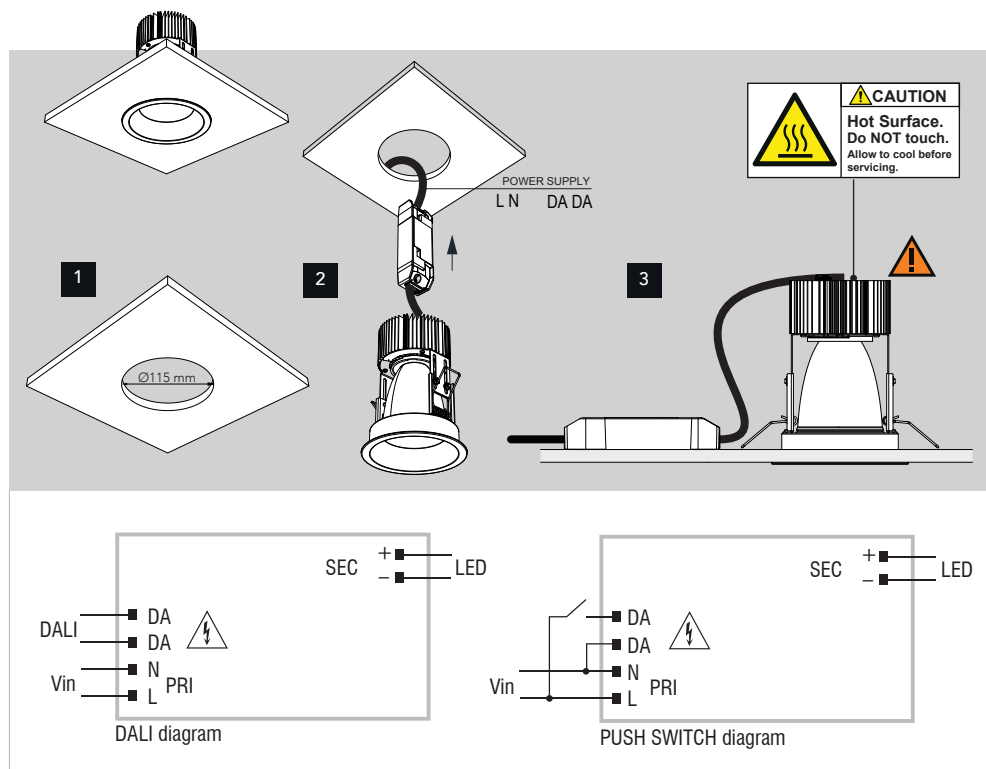
OPTICAL FEATURES

Total Light Output:	2400 lm
LED CRI (Ra):	90
CCT of transmitted beam:	4700 K
CCT of the Sky:	> 15000 K
Photometric diagram	.ies .ldt file available
Beam angle:	Zenith
Divergence (FWTM):	2x27°
Melanopic Ratio	Sky 1.42 - Sun 0.80

MOUNTING INSTRUCTIONS

These assembly instructions must be given to end users for correct maintenance. The appliance must not be tampered with or transformed and it must be installed and used as supplied and in compliance with the National Rules on Installations. Any non-compliant installations will invalidate all forms of guarantee. THE COMPANY CANNOT BE HELD RESPONSIBLE FOR DAMAGE CAUSED BY INCORRECT ASSEMBLY.

MOUNTING SEQUENCE

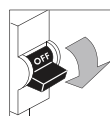
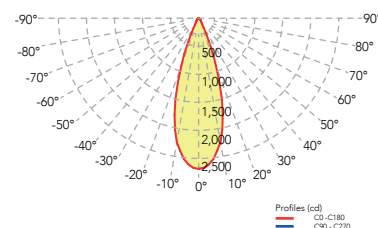
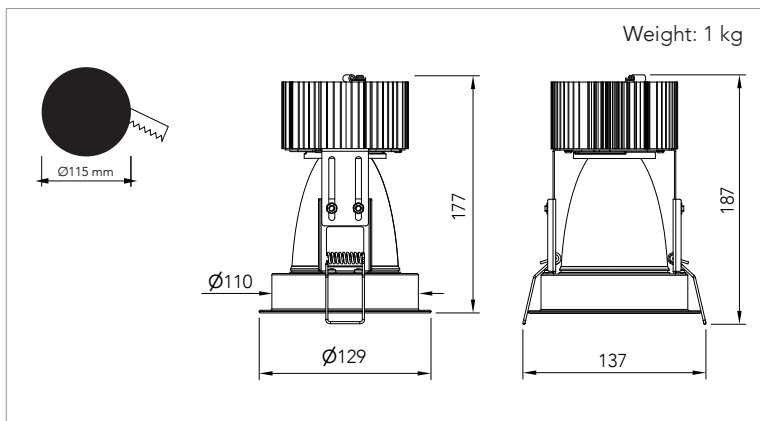


ORDINARY AND EXTRAORDINARY MAINTENANCE

Before performing any routine or extraordinary maintenance on the unit, it is mandatory to disconnect it from the electrical power supply. When cleaning the device, respect the chemical composition of the material, using only cleaners that are compatible with plastics and do not release corrosive substances that could damage the LEDs and electronic components.

ATTENTION

CoeLux S.r.l. disclaims any liability for damage to property, persons, or animals resulting from failure to follow the instructions and warnings provided in this document. If necessary, please contact our company or our sales organization, quoting the purchase order and the serial number of the device. Technical specifications are subject to change without notice!



ATTENTION


Switch-off the power supply before any installation and maintenance operations.


FEATURES AND MEANING OF THE SYMBOLS SHOWN ON THE LABEL:


According to EN 60598-1, EN 60598-2-1

IP20 Protection against entry of objects larger than Ø 12mm

 Class II, DOUBLE INSULATION: no earth required

 Fittings not suitable to be covered with thermal insulation material

 Do not stare at the operating light source

 Disposing of as urban waste is forbidden, separate collection is mandatory when the product is at the end of its life

 Product in compliance with the requirements of the European Community Directives

ACCESSORIES

Accessories that can be ordered separately

(1x) 75-00072-01: CBU-A2D - Casambi wireless control unit configured for CoeLux Sky Spot Classic DALI
75-00057-01: Casambi Xpress - Casambi wireless Keypad user interface - White
75-00058-01: Casambi Xpress - Casambi wireless Keypad user interface - Black